

Extended reading in Art

Each project comes with additional reading.

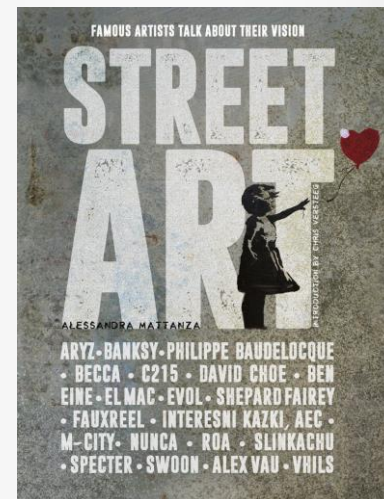


These are some suggestions of books that you can loan from the Library, Art department or buy online.

Some of the books will provide you with interesting information and some will help to go into more detail about materials and techniques that you will be using in lessons.

There are also interactive books, where you can record your own drawings and ideas.

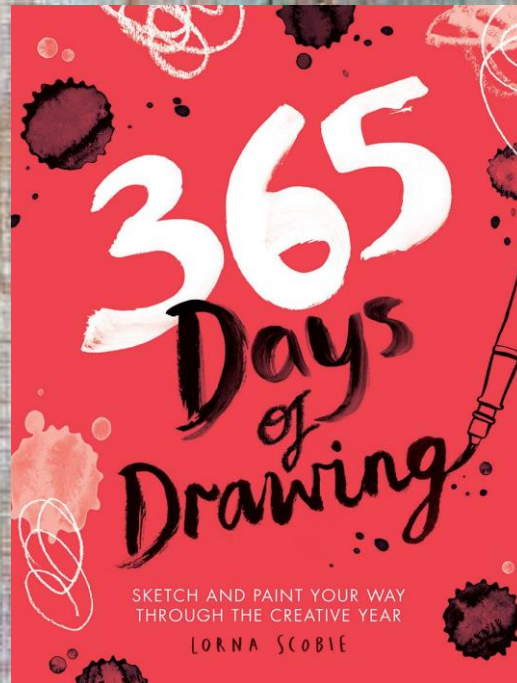

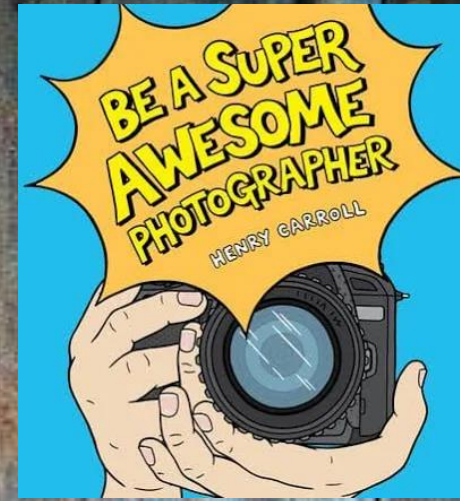



“The more that you read, the more things you will know. The more that you learn, the more places you’ll go.” —Dr. Seuss

THE 20TH CENTURY ARTBOOK



You can ask Mrs Waller for help in choosing a book, to suit your level of reading 😊



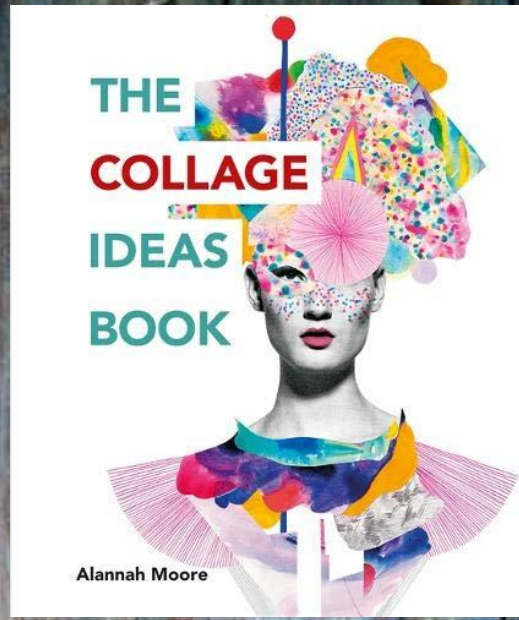
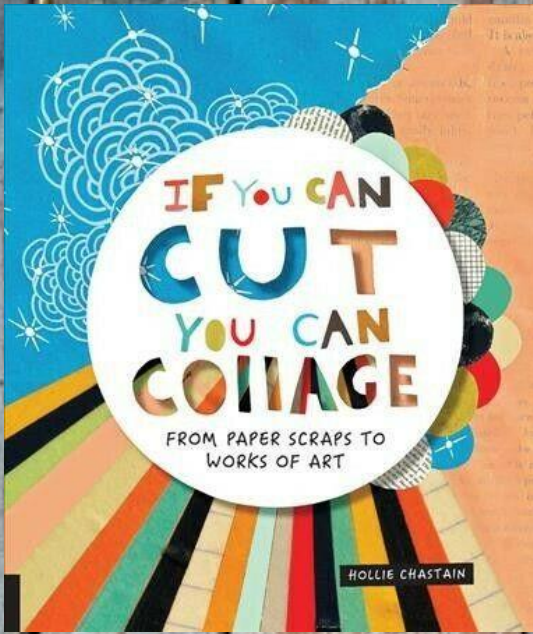
Year 7 – Project 1 Observational drawing (part 1)



What Mrs Waller says...

This is a fantastic selection of books to get you started in Year 7. You will be learning about the Photography artist Karl Blossfeldt, and begin to explore texture, 3D shapes and drawing and shading techniques. The best advice I can give to improve your drawing is to **practice**...you will find your own drawing style, becoming more confident, and I cant wait to see it!

Year 7 – Project 1 Cactus collage (part 2)

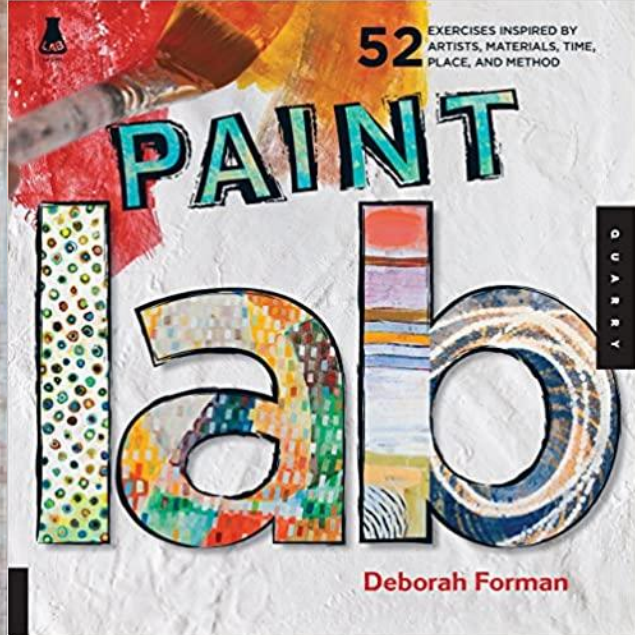






What Mrs Waller says...

These books will help you to explore more creative themes, materials and techniques in Art. You will be learning about collage and look at the work of Melissa Averinos in the second half of your project.

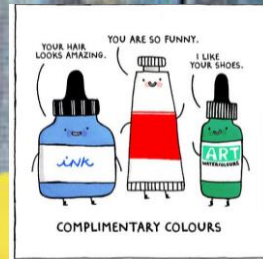
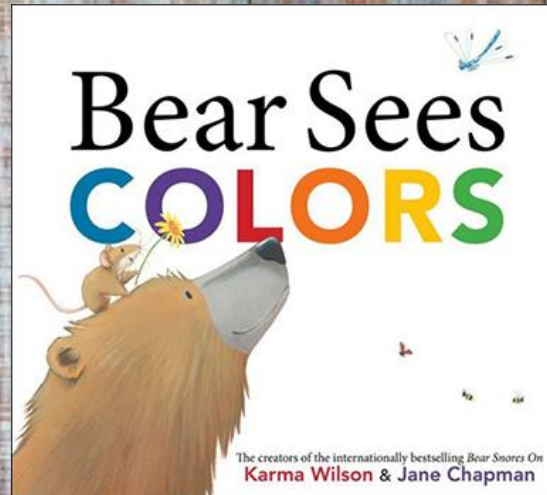

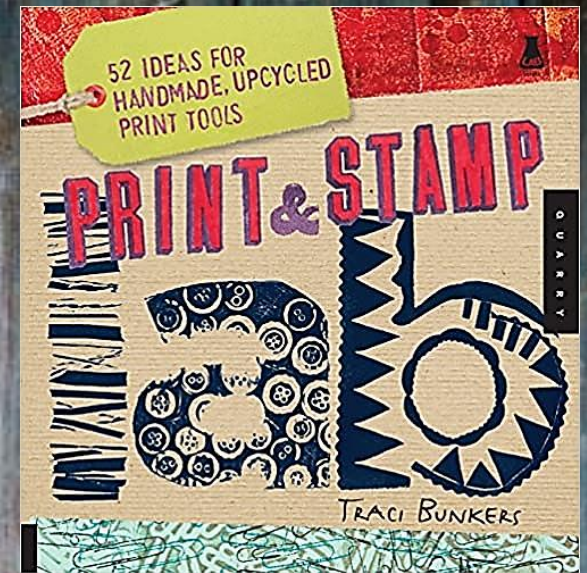
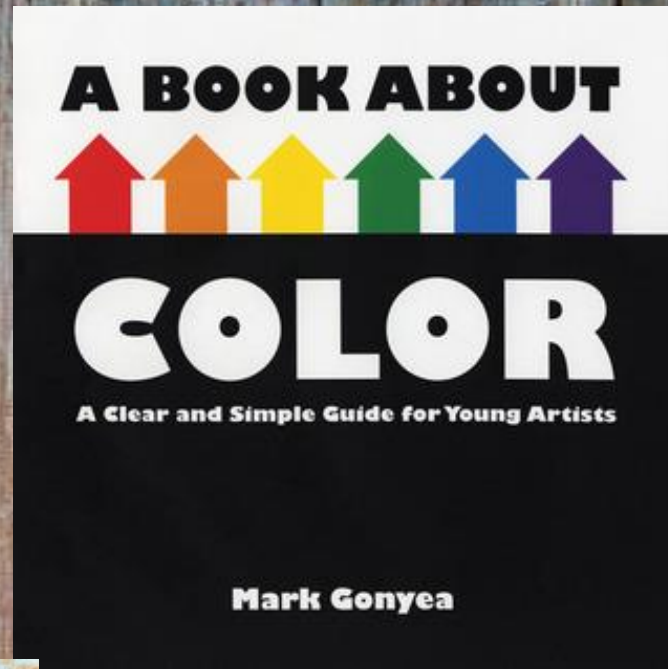

There are many different ways to approach collage and making your own paper to collage with. Hope you enjoy reading some of these and remember that **creativity is at the heart of Art**. Have fun exploring!

Year 7 – Project 2 Mark making animals (Cubism part 1)



What Mrs Waller says...
Now that you have learnt about some of the formal elements, its time to explore Movements in Art. We are starting with Cubism in project 2. Some of these books will help with your general knowledge about Art. It is important that we know how the world of Art has changed and how we can take inspiration from this.


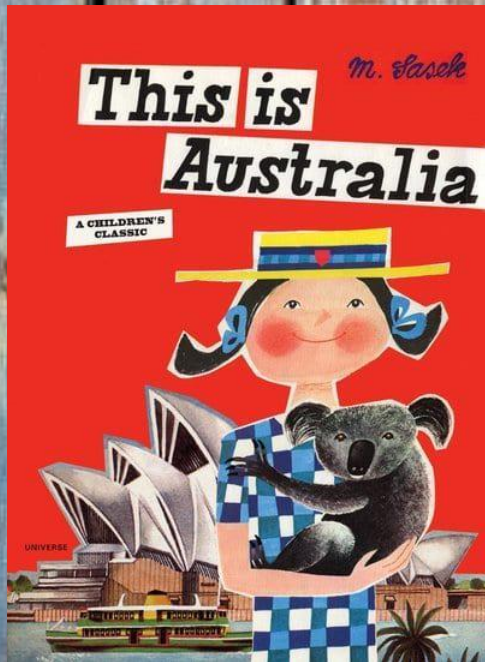

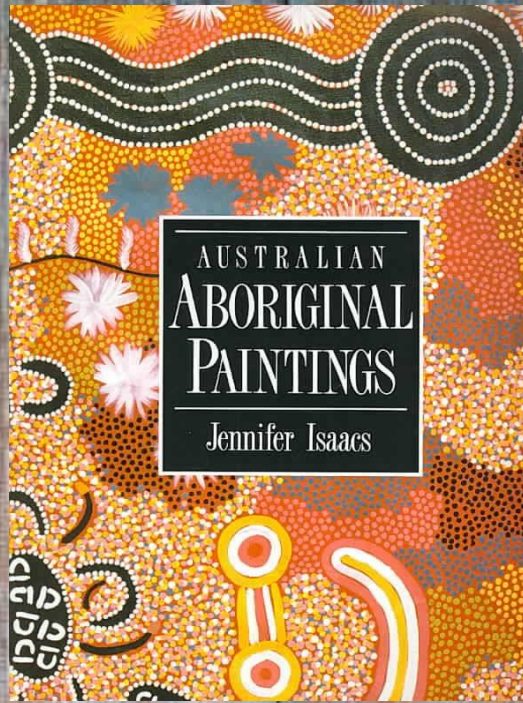
Year 7 – Project 2 Mark making animals (colour theory part 2)



What Mrs Waller says...






You will be learning all about colour this term. Can you imagine a world without colour? Where everything is black and white? What a dull place! It is very important that we learn about colours; including how to mix and blend, which colours work well together and some of the science behind that. We will be exploring colour through mark making and oil pastels. So get a head start and begin reading all about it.

Year 7 – Project 3 Aboriginal Art (dot painting part 1)



What Mrs Waller says...
One of things that makes Art so great is the way we see it. Aboriginal Art is based on symbols, dreams and stories. You have to visualize the story in your head using the artwork. Learning how to do this can be a very powerful tool in Art. You will be producing a painting in response to a book called 'The rainbow serpent'. Alongside this you will learn all about the indigenous people of Australia and the famous 'dot' technique.

Year 7 – Project 3 Aboriginal Art (ceramics part 2)



What Mrs Waller says...
Clay is a fantastic material to work with. There are many different types of clay, and lots of different ways to build, create and sculpt it.
It is a good idea to read a little background information on clay prior to the lessons as it can be an unpredictable materials to work with. You will be learning about the drying and firing process within lessons and how a kiln is used to make your artwork a fixed shape. I love to work with clay, the texture feels lovely and it can be a very relaxing experience.

Year 7 – Just for fun

Here is a collection of books that are all story based. They are light hearted, easy reading, that all have some Artist knowledge or skill links within them. So grab a quiet spot and one of these short books to enjoy. I hope you like them.

